

Faculty

Gwijde **Adriaensen** (NL)

Isam **Alobid** (Spain)

Manuel **Bernal** (Spain)

Paolo **Castelnuovo** (Italy)

Francesc **Cruellas** (Spain)

Alfons **Garcia** (Spain)

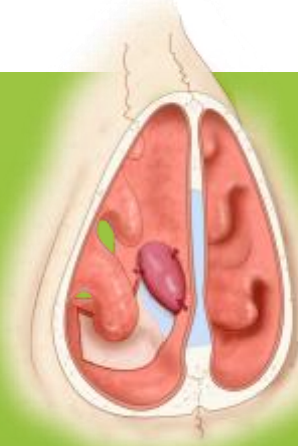
J. Ramon **Gras** (Spain)

Reda **Kamel** (Egypt)

Cristobal **Langdon** (Spain)

Francesc **Larrosa** (Spain)

Jaime **Santos** (Spain)



ONLINE REGISTRATION:

<http://www.aulaclinic.com/cursos/view.php?ID=355>

Hands-on course: **2000 euros**

Registration includes: Certificate of attendance, coffee breaks, lunch, and course material AND the book on **“Nasoseptal perforation” for each delegate.**

COURSE VENUE:

Anatomy department, Medicine School, Universitat de Barcelona. c/ Casanova, 143. Barcelona, Spain.

OFFICIAL LANGUAGE: English

CONTACT: Aula Clínic: Mr. **MIQUEL**

CONTACT: Aula Clínic: Mr. **MIQUEL**

PAHISSA: +34932279852.

E.mail: MPAHISSA@clinic.cat

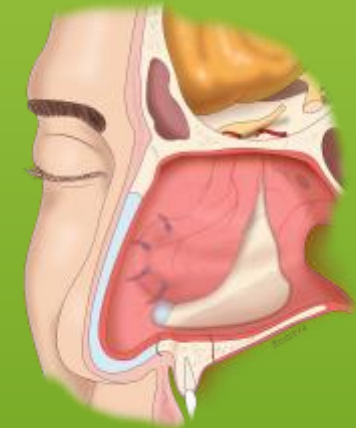
I Septal perforation repair course

HAND-ON FRESH CADAVER DISSECTION

(Complete specimen for each delegate)

www.barnacraneo.es

Barcelona 13/04/2018



Directors

Isam Alobid

Manuel Bernal-Sprekelsen

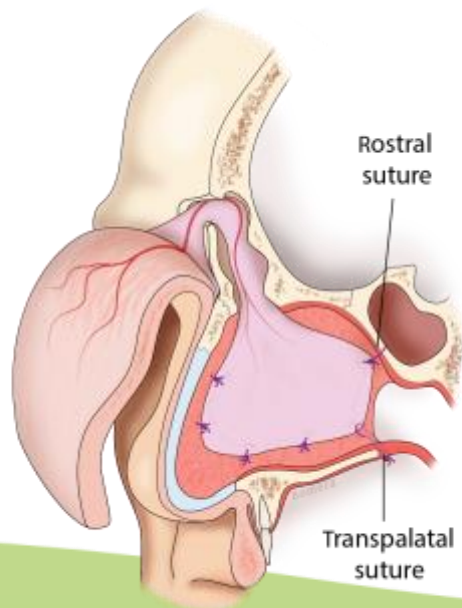
Cristobal Langdon

Hospital Clinic, Barcelona, Spain

International guest faculty
Paolo Castelnuovo (Italy)

Course description

Over the past two decades, there has been a dramatic evolution in the way in which septal perforation with endoscopic techniques are approached and managed. This course represents a current state of the art in septal perforation repair. During one complete day, delegates will practice all different approaches to repair septal perforation under supervision. The **Thieme book on “Nasoseptal perforation”** will be delivered for free to each delegate.



COURSE OBJECTIVES

The course objectives are:

- To review the endoscopic anatomy of the nose and sinuses.
- To review the blood supply of nasal septum and lateral nasal wall.
- To provide the opportunity to improve the skills handling endoscopes and instruments in the nose and to learn, step-by-step, the endoscopic surgery of the nasal cavity and sinuses.
- To harvest all kind of intranasal pedicled flaps.
- To learn decision-making in the management of septal perforation repair.
- A stepwise surgical approach to repair septal defects in FRESH cadaver.

Friday 13/04/2018

- 7:30 Registration
- 8:00 Welcome and Introduction
- 8:15 Handling of endoscope and camera
- 8:30 Identification of anatomical landmarks of the nose and sinuses. Nasal blood supply
- 9:00 Approach to the sphenopalatine and maxillary artery
- 10:00 Nasal floor and inferior meatus flap

11:00 Coffee break

11:30: Anterior ethmoidal artery flap

13:00 Lunch

14:00 Lateral nasal wall flap

15:30 Bilateral Cross-Over flap

16:30 Coffee break

17:00: Middle turbinate flap

18:00 Pericranial flap

19:00 Adjourn